

MANAGEMENT DISCUSSION

Overview THIS YEAR'S HIGHLIGHT WAS A LONG AWAITED INJECTION OF GOVERNMENT FUNDING to address significant pressures on the organization. An announcement of \$11.1 million in one-time funding over a three year period will allow the Canada Science and Technology Museum Corporation to redress some capital infrastructure concerns as well as health and safety issues on its three sites. The primary focus will be projects at the Canada Aviation Museum site, the one site owned by the Corporation with an approved long-term plan.

The Corporation received some encouragement for a new Science and Technology Museum. The Minister of Heritage invited the new Chairman to present a revised plan for the proposed institution. Plans have progressed on this project, including discussions with the community and costing alternatives for the physical facility.

We also received one-time funding of \$4.3 million to offset previous year shortfalls and the 2006–2007 cost for operating the Canada Aviation Museum's storage hangar. This funding has been crucial for the Corporation, as it is having difficulties meeting its mandate due to inflationary pressures and operating expenses for the storage facilities.

The Corporation also succeeded in securing funds from Government for investment financing for a project to enhance the revenue-generating capacity at the Canada Aviation Museum and accelerate philanthropic efforts. This \$4.5 million will be repaid to government from its new revenue streams, the surplus will be retained by the Corporation for long-term growth.

AND ANALYSIS

The Corporation was encouraged by its attendance growth in 2006-2007. We have exceeded the 700,000 visitor mark and increased our market share by 2% in national museum visitation. The increase of 45,000 visitors was particularly significant this year since the market has decreased by 100,000 visitors. The growth can be partially attributed to the opening of the **Food for Health** exhibition at the Canada Agriculture Museum, a unique collaboration of Government departments and agencies concerned with Canadian health and food safety. The Canada Science and Technology Museum's presentation of a forensic science exhibition **Autopsy of a Murder** and **Lumière** (the result of a tri-party agreement with Musée de la Civilisation in Quebec City and Science Centre of Montreal) also contributed to the increase in visitation.

Our Web presence also continues to grow with an increase of 580,000 visits (30%), consisting of 8.09 million page views and an average duration of 8.27 minutes indicates that the reach is qualitative, not only quantitative. Innovative programming, highlighting our rich collection and staff expertise, has successfully engaged Canadians through on-site experiences, virtual programming and outreach efforts.

Strengths and Issues

The Collection

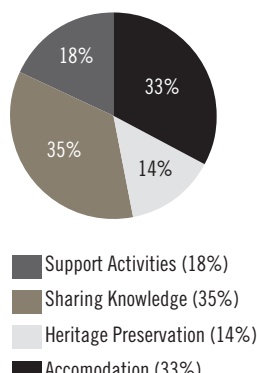
The Corporation has the richest and most comprehensive scientific and technological collection in Canada. It is well positioned to take a leadership role in the area of scientific literacy, while also protecting Canada's scientific and technological history through the artifacts it preserves for future generations.

As the collection continues to grow, the Corporation faces significant challenges in cataloguing and providing adequate appropriate storage.

Reaching Canadians

The Corporation understands that, in order to remain relevant to all Canadians — while also taking its place as a national leader in the field of science and technology — it must reach out beyond the National Capital Region. The Corporation, therefore, has undertaken an extensive examination of outreach opportunities, and concluded that the use of the Internet, travelling exhibitions, and artifact loans are the most cost-effective means for it to achieve this objective. The most recent exhibition **Food for Health** has been designed to travel across Canada; suitcase-style exhibits will be prepared to tour smaller communities. Canada Science and Technology Museum's most current exhibition on "Forestry" is booked to travel to Montreal and Quebec City with venues being negotiated in Western Canada. The Corporation has begun to survey, research and analyze its current Internet offerings in an effort to redevelop the Science and Technology website. Development in the on-line collection has continued to progress. Other web enhancements include Canadian Culture On-Line funded projects; *Picturing the Past* website launched during this past fiscal year. Two new web essays are in the planning stage and will be launched in the first half of 2007. The Corporation maintains a wealth of information and artifacts, and will continue to preserve this legacy and share it with Canadians and the world.

Expenses by Activity



Human Resources

The Corporation's main strength is its dedicated staff, which is committed to preserving and disseminating Canada's rich scientific and technological heritage for the benefit of all Canadians. Succession planning will continue to be a priority for the Corporation with 25% of its population and 50% of management eligible to retire in the next five years.

Financing

As stated in the overview, the Corporation has received one-time funding to redress cumulative shortfalls, and capital remediation. The collection growth and inflation impact on the operations still needs to be addressed in order to stabilize its operation; securing funding for the storage facility at the Canada Aviation Museum continues to be a top priority for the Corporation. Efforts to self-generate revenue will continue concentrating our efforts to develop sponsorship opportunities along with a stronger focus on philanthropic ventures which have evolved over the year. Museum management sees these as being the two areas which will provide the highest return on investment.

Facilities

The Canada Aviation Museum buildings are the only structures occupied by the Corporation that were conceived and built to house a collection and welcome visitors. The public face of the Canada Science and Technology Museum is an aging building which has been modified from its original use as a bakery. The Canada Agriculture Museum received approval in 2006–2007 for a long-term site plan; it will require some building modifications and re-purposing of space to accommodate the growing clientele. The Corporation's vast collection of over 40,000

artifacts is currently stored in industrial grade warehouses and has exceeded the buildings' physical space.

Our Business

The Corporation's business can be summarized in four main activities:

Heritage Preservation – Collection management, conservation and research

Sharing Knowledge – Dissemination of research related to the Corporation's historically significant collection through educational and community programs, exhibitions and websites

Accommodation – Housing and securing the collection, visiting public and office accommodations

Support Activities – Governance and central support services, which include human resources, finance and museum administration.

Financial Perspective

The appropriation originally allocated by the federal government for 2006–2007 was \$25.6 million, this was supplemented by one-time funding from government to address some health and safety issues and redress prior year shortfalls. The Corporation also received through the Canadian Culture On-Line program to assist in improving the access of our collection to Canadians. Total appropriation in our statements is reported on an accrual basis in the amount of \$32.9 million. The Corporation received confirmation of the incremental funds in November; \$2.8 million of the net income will flow to the balance sheet and redress the cumulative operating shortfalls. The balance will be reallocated to projects delayed during the fiscal year while waiting for the decision.

Comparison of Financial Results
(in thousands of dollars)

	2006/07 Planned	2006/07 Actual	2005/06 Actual	2004/05 Actual	2003/04 Actual
REVENUES					
Parliamentary Appropriation	\$26,891	\$32,891	\$27,408	\$24,007	\$24,730
General Revenues	4,354	4,307	3,788	4,178	4,160
Total Revenues	31,245	37,198	31,196	28,185	28,890
EXPENSES					
Personnel	16,508	18,209	16,919	4,462	15,268
Accommodation	8,721	7,625	8,373	7,090	6,318
Depreciation	2,570	2,438	2,453	1,989	1,902
Operations	4,864	5,080	5,800	5,387	5,212
Total Expenses	32,663	33,351	33,545	28,928	28,700
Net Income (Loss)	(1,418)	3,847	(2,349)	(743)	190
EQUITY OF CANADA	\$5,833	\$11,098	\$7,251	\$9,600	\$10,343

Revenues

The Corporation has three main sources of funds; government appropriation, self-generated revenue/cost recovery, and contributions from philanthropy. This said, the philanthropic contributions amounting to \$60,000 make up less than 1% of the overall source of funds.

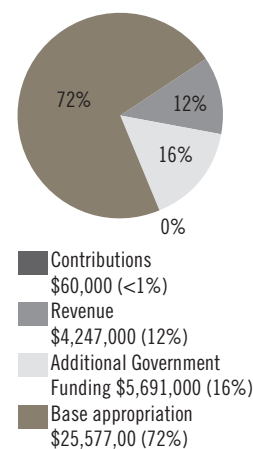
The Corporation participated in a study to review revenue-generating potential in the cultural sector. The results of this report will be used to develop strategies for enhancing self-generated revenue — despite the poor location and inadequate infrastructure. The Corporation's main source of revenue (41%) continues to be admission and program fees. Efforts under the Nationally Recognized Leaders Pillar are continuing to increase our

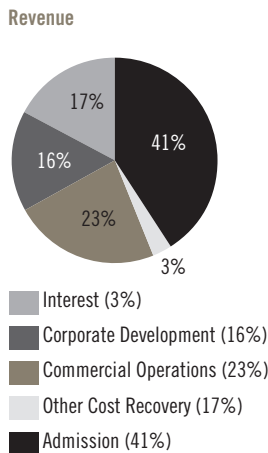
market share and overall attendance — aging facilities, limited resources for programs and exhibition renewal, along with the lowest promotional spending of the four National museums, make this particularly challenging.

A direct correlation exists between attendance and commercial operations revenue. This category includes retail sales, Internet sales and food service operations accounting for \$959 thousand in gross revenue. New sources of revenue include leasing office spaces at the Canada Aviation Museum and trailers at the Canada Science and Technology Museum. Facilities rentals were up by \$149,000 compared to last year.

The Corporate Development revenue includes membership, fundraising and sponsorship. The Corporation understands the importance of

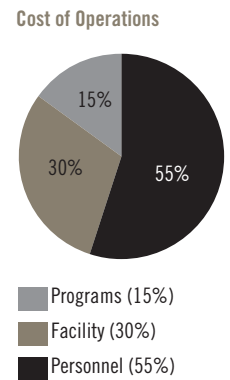
Source of Funds





partnerships, and has established an aggressive goal of \$2.5 million in annual contributions from partners by 2009–2010. An inventory of the programs, exhibitions and visitor profiles has been taken to review possible links to industry in helping us reach this objective. Sponsorship revenue for the year came primarily from federal partners supporting the Canada Agriculture Museum’s newest exhibition **Food for Health** and its related programming. The membership program continues its successful growth with an all-time high achievement of \$259,629 involving an estimated 26,000 individuals. The Museum members continue to be strong supporters of the Corporation.

The Corporation’s foray into philanthropic activities has been limited by the resources available. Staffing turnover resulted in vacancies for most of the fiscal year in this area. As a result, we maintained annual appeals but didn’t expand them. The Corporation generated \$133,500 through its appeals. Donations collected for special project trust accounts are considered revenue in the year the project funds are spent, in keeping with donor objectives. This year’s withdrawal of \$60,000 from trust accounts is reported in the Income Statement.



Cost of Operations

The Corporation’s total expenses were \$33.4 million compared to \$33.5 million last year.

Programs continued to be delayed pending the decision of the equity funding injection in the fourth quarter. The two main uses of funds are personnel costs at \$18.2 million and accommodations required to safeguard the collection at \$10.1 million. The remaining \$5.1 million went toward collecting and preserving artifacts, continuing research, developing and delivering exhibition and programs, promoting the three Museums and administrative support.

Personnel

The Corporation paid a great deal of attention to personnel costs, which account for more 55% of total expenses. The new classification system, implemented to comply with the pay equity legislation which came into effect in 2005–2006, continues to be refined. Operating three sites results in a duplication of costs — admission desks, visitor services and protection services must be in place for each site for the health and safety of visitors.

Succession planning will continue to be a priority for the Corporation with 25% of its staff and 50% of Senior Management eligible to retire in the next five years. The Corporation requires highly skilled and uniquely qualified individuals who are not readily available in the employment sector. A particular challenge for the Corporation will be finding the financial resources to train successors in an environment where salary dollars already consume a large proportion of our operating costs.

Facilities Management

The Corporation's second-largest financial obligation is to protect and care for a collection of this magnitude. The Corporation does not receive any inflationary adjustment for utilities and taxes, which have seen significant increases over the past five years.

The Corporation manages two properties on behalf of the Crown: a 40-year-old building designed as a bakery distribution centre in an east-end industrial park which was converted in 1967 for temporary use as the Canada Science and Technology Museum, and the purpose-built Canada Aviation Museum at Rockcliffe Airport. The Canada Aviation Museum's main building is now being used entirely for public display and interpretation for the first time since its construction in 1988. With the collection of aircraft now being accommodated in the storage hangar, we now have a change of aircraft on display and make better use of public space.

The Canada Agriculture Museum operates on Ottawa's Central Experimental Farm in buildings leased from Agriculture and Agri-Food Canada. These heritage buildings provide an excellent backdrop for the display of agricultural technology.

More than 98% of the collection, associated with the Canada Science and Technology Museum and the Canada Agriculture Museum, is stored in three industrial warehouses as it cannot be accommodated in the current public display spaces. These leased warehouses are overcrowded and without environmental controls. The Corporation's facilities managers have taken on a greater role managing leased corporate buildings, thus saving incremental administrative fees. This approach has resulted in some cost savings as it offsets rent and operational increases.

The Corporation has been struggling financially over the past few years. One strategy to reduce the gap between funds available and funds required was to delay capital investment in the Canada Science and Technology Museum, in anticipation of a decision on the future use of this building. Unfortunately, some investments could no longer be ignored if the institution is to continue receiving visitors in a safe environment. Elements of this capital deterioration will be redressed through the one-time funding received from government.

Other Operating Expenses

Property Taxes — The Corporation made a one-time catch-up payment of \$350,000 last year to remove the prepaid expense. A reduction in the Corporation's property values for the 2006 taxation year had a significant impact on its property taxes.

Costs of Professional and Special Services were lower than last year. In 2005-2006, we incurred a one-time expense for the New Science and Technology Museum study and comparison sites, and made significant payments in relation with moving aircraft in the hangar. Also, many staff were recorded as contractual under "other" services last year and are now considered as casual employees.

Summary

The Corporation is fortunate to have received an injection of funds to temporarily stabilize its operations. The replenishment of the Corporation's contributed surplus balance meant the operations could continue without any major program cuts. The issues of rising facility costs and the operating costs of the Collection storage hangar will need to be addressed in order to ensure the situation does not repeat itself.

A committee of Senior Managers continues to review all sources and uses of funds in order to maximize any opportunities available. Fulfilling the Corporation's mandate under current funding levels is stretching the discretionary funds to the limit; short-term expense reductions such as decreasing the museums' promotional budgets and postponing building repairs are beginning to manifest themselves in long-term ailments.

We will continue to enhance our philanthropic endeavours through a Foundation and by increasing our sponsorship revenue through a client-focused approach. The Corporation is well positioned to pursue these initiatives with its world-class collection and exceptional personnel who deliver quality programs year-after-year with very restricted resources.

In a knowledge-based economy, the importance of science and innovation is part of the recipe for success. The Corporation will continue to showcase the collection and will highlight Canadian accomplishments in the science fields for future generations to appreciate their heritage, to better understand the present and to influence the future.

THE YEAR IN STATISTICS

The following is a statistical profile of some of the Corporation's activities during the year.

Collection Development and Management Canada Science and Technology Museum Corporation

	2006–2007	2005–2006	2004–2005
Number of artifact collection records	39,280	38,395	37,137
Number of artifacts acquired	462	474	574
Percentage of artifacts acquired by donation	78.2%	87.5%	82.2%
Number of artifacts on loan	662	867	455

†Note that these statistics now represent actual contact with offsite visitors as opposed to the total number of event participants. However, a larger number of visitors may have been influenced by our presence at offsite events.

Museum Access and Use Canada Agriculture Museum (CAgM)

	2006–2007	2005–2006	2004–2005
Visitor attendance	160,821	149,649	164,692
Number of school group visits	626	696	721
Number of participants in school group visits	17,838	18,397	20,166
Number of school program modules offered	44	42	40
Number of demonstrations, tours and workshops given	3,939	3,804	2,832
Number of people participating in demonstrations, tours and workshops	73,355	60,654†	80,753
Number of offsite demonstrations or events	4	2	4
Number of visitors to offsite demonstrations or events	4,650	23,000	1,285
Other use of facilities (number of participants)	1,990	1,312	2,316
Number of CAgM website user sessions	172,876*	143,250*	170,854

*The Corporation instituted more rigorous filtering of Web statistics at the start of the 2006-2007 year, to provide a better representation of our visiting audiences. Activities of search engine Web crawlers and internal visits from staff are now filtered out of our reported Web results. On this basis, results from 2005-2006 were also re-calculated. There is an actual increase of 20.7% over last year.

Museum Access and Use Canada Aviation Museum (CAvM)

	2006–2007	2005–2006	2004–2005
Visitor attendance	171,001	152,402	166,651
Number of school groups visits	1,068	1,352	1,372
Number of participants in school group visits	32,201	39,455	46,001
Number of school program modules offered	21	20	15
Number of demonstrations, tours and workshops given	1,764	665	791
Number of people participating in demonstrations, tours and workshops	23,029	16,647	56,418
Number of offsite demonstrations or events	1	8	6
Number of visitors to offsite demonstrations or events	171	7,500	17,600
Other use of facilities (number of participants)	26,059	9,615	22,206
Number of CAvM website user sessions	509,887**	443,348**	439,119

**The Corporation instituted more rigorous filtering of Web statistics at the start of the 2006-2007 year, to provide a better representation of our visiting audiences. Activities of search engine Web crawlers and internal visits from staff are now filtered out of our reported Web results. On this basis, results from 2005-2006 were also re-calculated. There is an actual increase of 15.01% over last year.

Museum Access and Use Canada Science and Technology Museum (CSTM)

	2006–2007	2005–2006	2004–2005
*The Corporation instituted more rigorous filtering of Web statistics at the start of the 2006-2007 year, to provide a better representation of our visiting audiences. Activities of search engine Web crawlers and internal visits from staff are now filtered out of our reported Web results. On this basis, results from 2005-2006 were also re-calculated. There is an actual increase of 17.03% over last year.			
Visitor attendance	374,821	358,808	366,602
Number of school group visits	2,602**	2,881	3,020
Number of participants in school group visits	92,136**	103,662	109,830
Number of school program modules offered	44	45	45
Number of participants in non-school groups (4-14 years)	12,717	N/A	N/A
Number of demonstrations, tours and workshops given	13,795	16,844	16,057
Number of people participating in demonstrations, tours and workshops	204,884	202,929	226,183
Number of special events held	22	21	21
Number of participants in special events	107,971	94,486	78,533
Number of travelling exhibitions on tour	1	0	1
Number of venues receiving travelling exhibitions	1	0	0
Number of visitors to travelling exhibitions (estimated)	67,000	0	0
Number of offsite demonstrations or events	9	15	11
Number of visitors to offsite demonstrations or events	23,000	6,170	5,000
Other use of facilities (number of participants)	26,698	20,579	24,240
Number of CSTM website user sessions	1,154,661*	986,621*	963,270

** Categories have been created to count school group visits in a more accurate way which explains in part the reduction in that category of attendance. The difference is non-school groups coming for an independent visit.

FINANCIAL STATEMENTS


MANAGEMENT'S RESPONSIBILITY FOR FINANCIAL STATEMENTS

THE FINANCIAL STATEMENTS CONTAINED IN THIS ANNUAL REPORT HAVE BEEN PREPARED by Management in accordance with Canadian generally accepted accounting principles, and the integrity and objectivity of the data in these financial statements are Management's responsibility. Management is also responsible for all other information in the annual report and for ensuring that this information is consistent, where appropriate, with the information and data contained in the financial statements.

In support of its responsibility, Management has developed and maintains books of account, records, financial and management controls, information systems and management practices. These are designed to provide reasonable assurance as to the reliability of financial information that assets are safeguarded and controlled, and that transactions are in accordance with the *Financial Administration Act* and regulations, as well as the *Museums Act* and the by-laws of the Corporation.

The Board of Trustees is responsible for ensuring that Management fulfils its responsibilities for financial reporting and internal control. The Board exercises its responsibilities through the Audit and Finance Committee, which includes a majority of members who are not officers of the Corporation. The Committee meets with Management and the independent external auditor to review the manner in which these groups are performing their responsibilities and to discuss auditing, internal controls, and other relevant financial matters. The Audit and Finance Committee has reviewed the financial statements with the external auditor and has submitted its report to the Board of Trustees. The Board of Trustees has reviewed and approved the financial statements.

The Corporation's external auditor, the Auditor General of Canada, audits the financial statements and reports to the Minister responsible for the Corporation.



CHRISTOPHER J. TERRY
PRESIDENT AND CHIEF EXECUTIVE OFFICER



FERNAND PROULX
CHIEF OPERATING OFFICER

May 30, 2007



AUDITOR'S REPORT

To the Minister of Canadian Heritage and Status of Women

I have audited the balance sheet of the National Museum of Science and Technology as at March 31, 2007 and the statements of operations and equity of Canada and cash flows for the year then ended. These financial statements are the responsibility of the Corporation's management. My responsibility is to express an opinion on these financial statements based on my audit.

I conducted my audit in accordance with Canadian generally accepted auditing standards. Those standards require that I plan and perform an audit to obtain reasonable assurance whether the financial statements are free of material misstatement. An audit includes examining, on a test basis, evidence supporting the amounts and disclosures in the financial statements. An audit also includes assessing the accounting principles used and significant estimates made by management, as well as evaluating the overall financial statement presentation.

In my opinion, these financial statements present fairly, in all material respects, the financial position of the Corporation as at March 31, 2007 and the results of its operations and its cash flows for the year then ended in accordance with Canadian generally accepted accounting principles. As required by the *Financial Administration Act*, I report that, in my opinion, these principles have been applied on a basis consistent with that of the preceding year.

Further, in my opinion, the transactions of the Corporation that have come to my notice during my audit of the financial statements have, in all significant respects, been in accordance with Part X of the *Financial Administration Act* and regulations, the *Museums Act* and the by-laws of the Corporation.

Mark G. Watters, CA
Assistant Auditor General
for the Auditor General of Canada

Ottawa, Canada
May 30, 2007

Balance Sheet

As at March 31, 2007

(in thousands of dollars)

	2007	2006
ASSETS		
Current		
Cash and short-term investments (note 3)	\$1,831	\$2,122
Accounts receivable		
Government departments	5,611	260
Trade	318	253
Inventories	487	457
Prepaid expenses	248	256
	8,495	3,348
Restricted cash and investments	429	340
Collection (note 4)	1	1
Property and equipment (note 5)	53,886	55,839
Intangible assets (note 6)	147	147
	<u>\$62,958</u>	<u>\$59,675</u>

LIABILITIES AND EQUITY OF CANADA

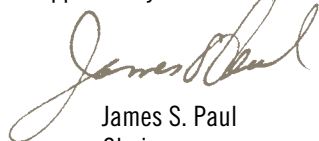
Current

Accounts payable and accrued liabilities		
Government departments	\$1,460	\$242
Trade	2,843	3,000
Current portion of employee future benefits (note 7)	309	239
Deferred revenues and parliamentary appropriations (note 8)	663	800
	5,275	4,281
Employee future benefits (note 7)	1,999	1,917
Deferred contributions (note 9)	429	340
Deferred capital funding (note 10)	44,157	45,886
	51,860	52,424
Equity of Canada	11,098	7,251
	<u>\$62,958</u>	<u>\$59,675</u>

Commitments and contingencies (notes 11 and 13)

The accompanying notes and schedule form an integral part of these financial statements.

Approved by the Board of Trustees



James S. Paul
Chairman



Robert Mantha
Chairman, Audit and Finance Committee

STATEMENT OF OPERATIONS AND EQUITY OF CANADA
for the year ended March 31

(in thousands of dollars)	2007	2006
REVENUES		
Admission		
Science and Technology	\$988	\$957
Aviation	413	400
Agriculture	358	327
Commercial operations	959	945
Corporate development	772	520
Interest	127	149
Other	690	490
Total revenues	\$4,307	\$3,788
EXPENSES (Schedule)		
Heritage preservation	4,796	4,304
Sharing knowledge	11,502	10,900
Support activities	5,887	5,930
Accommodation	8,728	9,958
Amortization of property and equipment	2,438	2,453
Total expenses	33,351	33,545
Excess of expenses over revenues	(29,044)	(29,757)
Parliamentary appropriations (note 14)	32,891	27,408
Net income (loss)	3,847	(2,349)
Deficit at the beginning of the year	(2,851)	(502)
Retained earnings (deficit) at the end of the year	996	(2,851)
Contributed surplus	10,102	10,102
Equity of Canada at the end of the year	<u>\$11,098</u>	<u>\$7,251</u>

The accompanying notes and schedule form an integral part of these financial statements.

STATEMENT OF CASH FLOWS

for the year ended March 31

(in thousands of dollars)

	2007	2006
CASH FLOWS USED IN OPERATIONS		
Cash received (clients)	\$3,822	\$3,677
Parliamentary appropriations received	25,198	25,492
Cash paid (employees and suppliers)	(29,722)	(33,086)
Interest received	127	149
Total cash flows used in operating activities	(575)	(3,768)
CASH FLOWS USED IN INVESTING ACTIVITIES		
Acquisition of property and equipment	(485)	(1,819)
Acquisition of intangible assets	-	(147)
Increase in restricted cash and investments	(89)	(63)
Total cash flows used in investing activities	(574)	(2,029)
CASH FLOWS FROM FINANCING ACTIVITIES		
Appropriations received for the acquisition of property and equipment	709	1,819
Appropriations received for acquisition of intangible assets	-	147
Restricted contributions and related investments income	149	100
Total cash flows from financing activities	858	2,066
Decrease in cash and short-term investments	(291)	(3,731)
Cash and short-term investments, beginning of the year	2,122	5,853
Cash and short-term investments, end of the year	<u>\$1,831</u>	<u>\$2,122</u>

The accompanying notes and schedule form an integral part of these financial statements.

NOTES TO FINANCIAL STATE

March 31, 2007

1. Authority, mandate and operations

The National Museum of Science and Technology was established by the *Museums Act* on July 1, 1990, and is a Crown corporation named in Part 1 of Schedule III to the *Financial Administration Act* and is not subject to income taxes under the provisions of the *Income Tax Act*.

The mandate of the Corporation, as stated in the *Museums Act*, is to foster scientific and technological literacy throughout Canada by establishing, maintaining and developing a collection of scientific and technical objects, with special but not exclusive reference to Canada, and by demonstrating the products and processes of science and technology and their economic, social and cultural relationships with society.

The Corporation operates as the Canada Science and Technology Museum Corporation. It manages three museum sites: the Canada Science and Technology Museum, the Canada Aviation Museum and the Canada Agriculture Museum. The Corporation's operations are organized by functionality as follows;

Heritage Preservation

This includes documentation, cataloguing, conservation, historical research, the library and related services.

Sharing Knowledge

This includes the development and maintenance of exhibitions, interpretive and educational activities, communication and promotion, Web activities, gift shops, food services and other services to visitors.

Support Activities

This includes services such as human resources, finance and facilities management, corporate development and commercial operations, all of which are provided centrally.

Accommodation

This includes operating and maintenance expenses for all owned and leased facilities including security services.

2. Accounting policies

These financial statements have been prepared in accordance with Canadian generally accepted accounting principles. The significant accounting policies are:

(a) Inventories

Inventories are valued at the lower of cost and net realizable value. Inventory cost is determined by using the average weighted cost method.

(b) Collection

The collection constitutes the major portion of the Corporation's assets but is shown at a nominal value of \$1,000 on the balance sheet because of the practical difficulties in reflecting it at a meaningful value.

Items purchased for the collection are recorded as expenses in the year of acquisition. Items donated to the Corporation are recorded as assets at the nominal value.

(c) Property and equipment

Property and equipment are recorded on the following basis. Acquired property and equipment owned by the Corporation are recorded at cost and amortized over their estimated useful life. Land and buildings owned by the Government of Canada and under the control of the Corporation are recorded at their estimated historical cost, less accumulated amortization for buildings. The estimated historical net costs of the buildings have been credited to deferred capital funding and the estimated historical cost of the land has been credited to the contributed surplus. Land for which the historical cost cannot be reasonably determined is recorded at a nominal value

MENTS

with a corresponding amount credited to the contributed surplus. Improvements that extend the useful life or service potential of buildings are recorded at cost.

Amortization is calculated on a straight-line basis over their estimated useful lives, using a half-year rule in the year of acquisition, as follows:

Buildings	10 to 40 years
Building improvements	10 to 25 years
Office furniture	5 to 10 years
Equipment	5 to 12 years

(d) Employee future benefits

i) Pension benefits

All eligible employees participate in the Public Service Pension Plan administered by the Government of Canada. The Corporation's contribution to the plan reflects the full cost of the employer contributions. This amount is currently based on a multiple of the employee's required contributions, and may change over time depending on the experience of the Plan. The Corporation's contributions are expensed during the year in which the services are rendered and represent its total pension obligation. The Corporation is not currently required to make contributions with respect to any actuarial deficiencies of the Public Service Pension Plan.

ii) Severance benefits

Employees are entitled to severance benefits, as provided for under labour contracts and conditions of employment. The cost of these benefits is accrued as the employees render the services necessary to earn them. Management determined the accrued benefit obligation using a method based upon assumptions and its best estimates. These benefits represent an obligation of the Corporation that entails settlement by future payment.

(e) Revenue recognition

i) Parliamentary Appropriations

The Government of Canada provides funding to the Corporation. Parliamentary appropriations received for specific projects are recorded as deferred revenues and parliamentary appropriations, and are recognized in the year in which the related expenditures are incurred. The portion of the parliamentary appropriation intended to be used to purchase depreciable property and equipment is recorded as deferred capital funding, and is amortized on the same basis, and over the same periods, as the related property and equipment. The remaining portion of the appropriation is recorded in the statement of operations in the year for which it is approved.

ii) Corporate Development

The Corporation follows the deferral method of accounting for contributions. Contributions received for specific purposes, and related investment income, are deferred and recognized as revenue in the year in which the related expenses are incurred. Contributions without restrictions are recognized as revenue when received or receivable, if the amount to be received can be reasonably estimated, and collection is reasonably assured.

Sponsorship revenues are deferred and recognized as revenue in the year in which the related expenses are incurred. Contributions and sponsorships in kind are recorded at their estimated fair market value when they are received. Volunteers contribute a significant number of hours per year. Because of the difficulty in determining their fair value, contributed services are not recognized in these financial statements.

Membership revenues for which services have not been rendered are deferred and

accounted for as services are provided. Deferred sponsorship and membership revenues are recorded as deferred revenues.

iii) Admission, commercial operations and other revenues

Revenues from admission, commercial operations and other revenues are recognized in the year in which the goods or services are provided by the Corporation. Funds received for future services are deferred.

iv) Interest revenues

Interest revenues are recognized and recorded in the period in which they are earned.

(f) Measurement uncertainty

The preparation of financial statements in accordance with Canadian generally accepted accounting principles requires management to make estimates and assumptions that affect the reported amounts of assets and liabilities at the date of the financial statements and the reported amounts of revenues and expenses for the year. Accrued liabilities, employee future benefits and estimated useful lives of property and equipment are the most significant items for which estimates are used. Actual results could differ significantly from those estimates.

(g) Future accounting changes

The Canadian Institute of Chartered Accountants issued in January 2005 two new accounting standards that will impact the Corporation. These new standards will come into effect for fiscal years beginning on or after October 1, 2006 and will be applied prospectively.

Section 3855, Financial Instruments – Recognition and Measurement, establishes standards for recognizing, measuring and

classifying financial instruments. The Corporation will be required to classify its financial assets as held for trading, held-to-maturity, loans and receivables or available-for-sale and financial liabilities as held for trading or other than held or trading. Financial assets and liabilities classified as held for trading will be measured at fair value with gains and losses recognized in net results of operations. Financial assets classified as held-to-maturity, loans and receivables and financial liabilities other than those held for trading will be measured at amortized cost. Financial assets classified as available-for-sale will be measured at fair value with unrealized gains and losses recognized in other comprehensive income.

Section 1530, Comprehensive Income, introduces a new requirement to temporarily present certain gains and losses in other comprehensive income until it is considered appropriate to be recognized in net results of operations. The Corporation may be required to present a new financial statement titled Comprehensive Income to record such amounts until they are realized.

The Corporation is currently evaluating the impact of those new recommendations for fiscal year 2007-08.

3. Cash and short-term investments

(in thousands of dollars)	2007	2006
Cash	\$631	\$127
Short-term investments	1,200	1,995
	<u>\$1,831</u>	<u>\$2,122</u>

The Corporation's investments are limited to 90 days in Schedule "A" banks, government backed paper and commercial paper rated

A++ by the Canadian Bond Rating Services. The overall portfolio yield as at March 31, 2007 was 4.12% (2006 - 3.68%) and the average term to maturity is 18 days (2006 - 16 days).

The fair value of the short-term investments is approximately \$1,202,000. Accrued interest of \$1,623 is recorded in accounts receivable.

4. Collection

Part of the mandate of the Corporation is “to foster scientific and technological literacy throughout Canada by establishing, maintaining and developing a collection of scientific and technological objects...” This collection is the main asset of the Corporation and is divided in the following areas:

Aviation: aircraft and related materials;

Communications: graphic arts, film, photography and related systems, broadcasting, sound recording and reproduction, electronic communications and electronic music;

Industrial technology: generic industrial processes, engineering, industrial design, construction, domestic appliances, tools and systems;

Natural resources: energy production, processing and infrastructure, mining and extraction technology;

Renewable resources: agriculture, forestry and fishery technologies, including harvesting and primary processing;

Physical sciences and medicine: instruments, tools and systems with direct application to mathematics, chemistry, physics, as well as astronomy, astrophysics, medicine, meteorology, surveying and mapping, and information technology; and

Transportation: motorized and non-motorized wheel, track and trackless vehicles; motorized and non-motorized marine transportation, as well as the supporting infrastructure of technologies, tools and instruments.

5. Property and equipment

(in thousands of dollars)			2007	2006
	Cost	Accumulated amortization	Net book value	Net book value
Land	\$10,102	—	\$10,102	\$10,102
Buildings	55,047	\$18,813	36,234	37,438
Building improvements	15,695	10,359	5,336	6,185
Office furniture	5,930	4,707	1,223	1,132
Equipment	5,921	4,930	991	982
	\$92,695	\$38,809	\$53,886	\$55,839

Cost and accumulated amortization of property and equipment as at March 31, 2006 amounted to \$92,388,000 and \$36,549,000 respectively.

6. Intangible assets

The Corporation has acquired an easement right from the Canadian Pacific Railway in order to keep access to the rail. The easement right is recorded at cost and is not amortized since it is determined to have an indefinite useful life. The intangible asset is tested for impairment annually or more frequently if events or changes in circumstances indicate that the asset might be impaired.

7. Employee future benefits

i) Pension benefits

The Corporation and all eligible employees contribute to the Public Service Pension Plan. This pension plan provides benefits based on years of service and average earnings at retirement. The benefits are fully indexed to the increase in the Consumer Price Index. The Corporation's and employees' contributions to the Public Service Pension Plan for the year were as follows:

(in thousands of dollars)	2007	2006
Corporation's Contributions	\$1,596	\$1,344
Employees' Contributions	717	611

ii) Severance benefits

The Corporation provides severance benefits to its employees based on years of service and final salary. This benefit plan is not pre-funded and thus has no assets, resulting in a plan deficit equal to the accrued benefit obligation. Benefits will be paid from future appropriations. Information about the plan, measured as at the balance sheet date, is as follows:

(in thousands of dollars)	2007	2006
Accrued benefit obligation, beginning of year	\$2,156	\$2,012
Cost for the year	490	389
Benefits paid during the year	(338)	(245)
Accrued benefit obligation, end of year	2,308	2,156
Short-term portion	309	239
Long-term portion	1,999	1,917
	\$2,308	\$2,156

8. Deferred revenues and parliamentary appropriations

Deferred revenues represent amounts received in advance of services rendered. Deferred parliamentary appropriations represent approved parliamentary appropriations received for work not yet completed or received in advance. Information on the deferred revenues and parliamentary appropriations is as follows:

(in thousands of dollars)	2007	2006
Revenues from sponsorships	\$286	\$639
Revenues from programs and other	271	161
Unused appropriations received for specific purposes	106	-
	\$663	\$800

9. Deferred contributions

This represents the unspent amount of donations received from individuals and corporations for specific purposes, and related investment income.

(in thousands of dollars)	2007	2006
Balance at the beginning of the year	\$340	\$277
Gifts and bequests	134	91
Interest	15	9
Amount recognized as revenue in the year	(60)	(37)
Balance at the end of the year	\$429	\$340

The balance is included in restricted cash and investments at the end of the year and is managed in accordance with the donors' wishes and the by-laws of the Corporation.

10. Deferred capital funding

Deferred capital funding represents the unamortized portion of parliamentary appropriations used, or to be used, to purchase depreciable property and equipment.

Changes in the deferred capital funding balance are reflected below.

Changes in the deferred capital funding

(in thousands of dollars)	2007	2006
Balance at the beginning of the year	\$45,886	\$46,373
Appropriation used in the current year to purchase depreciable property and equipment	485	1,819
Appropriations used in current year to purchase intangible assets	-	147
Appropriations received in the current year to acquire property and equipment in future years	224	-
Amortization	(2,438)	(2,453)
Balance at the end of the year	\$44,157	\$45,886

11. Commitments

As at March 31, 2007, the Corporation had entered into various agreements for accommodation, protection services, facilities management services and exhibition rentals, for a total of \$13,639,000. The future minimum payments for the next five years are as follows:

(in thousands of dollars)

2007-2008	\$4,015
2008-2009	3,758
2009-2010	3,346
2010-2011	1,412
2011-2012	1,108
	<u>\$13,639</u>

12. Related party transactions

In addition to related party transactions disclosed elsewhere in these financial statements, the cost of services provided by other federal departments, agencies, and crown corporations and reflected in the statement of operations and equity of Canada, totalled \$4,579,217 (2006 - \$5,229,648). These transactions were conducted in the normal course of operations, under the same terms and conditions that applied to outside parties and are recorded at the exchange amount.

13. Contingencies

In the normal course of its operations, the Corporation becomes involved in various claims or legal actions. Some of these potential liabilities may become actual liabilities when one or more future events occur, or fail to occur. To the extent that the future event is likely to occur or fail to occur, and a reasonable estimate of the loss can be made, an estimated liability is accrued and an expense recorded in the Corporation's financial statements. A provision for these expenses has been recorded based on management's best estimates. The effect, if any, of ultimate resolution of these matters will be accounted for when determinable.

14. Parliamentary appropriations

(in thousands of dollars)	2007	2006
Main Estimates amount provided for operating and capital expenditures	\$25,577	\$24,446
Supplementary estimates:		
Operating shortfalls	2,851	-
Capital Infrastructure	418	-
Hangar maintenance and operations	1,475	1,475
Severance adjustments and retroactive wage settlements	624	1,000
Digitization project	323	-
	<u>\$31,268</u>	<u>\$26,921</u>
Unused appropriations received for specific purposes (106)		-
Appropriations received in the current year to acquire property and equipment in future years	(224)	-
Amounts used to purchase depreciable property and equipment	(485)	(1,819)
Amounts used to purchase intangible assets	-	(147)
Amortization of deferred capital funding	2,438	2,453
Parliamentary appropriations	<u>\$32,891</u>	<u>\$27,408</u>

15. Financial instruments

The carrying amounts of the Corporation's cash and short term investments, accounts receivable, restricted cash and investments, accounts payable and accrued liabilities approximate their fair values due to their short term to maturity.

SCHEDULE OF EXPENSES

for the year ended March 31

(in thousands of dollars)	2007	2006
Personnel costs	\$18,209	\$16,919
Amortization of property and equipment	2,438	2,453
Property taxes	1,838	3,003
Leases of buildings	1,751	1,735
Professional and special services	1,466	1,949
Utilities	1,408	1,349
Property management services	1,237	1,044
Material and supplies	721	795
Protection services	712	689
Repair and upkeep of buildings	679	553
Publications	498	392
Gift shops and product marketing	429	399
Design and display	354	270
Advertising	310	402
Repair and upkeep of equipment	277	470
Communications	256	241
Travel	169	245
Miscellaneous	149	194
Office supplies and equipment	134	125
Freight express and cartage	119	108
Rentals of equipment	92	121
Books	63	65
Purchase of objects for the collection	42	24
Total expenses	\$33,351	\$33,545

VOLUNTEERS

PUBLIC PROGRAMMING, COLLECTION AND research, and corporate services activities continued to benefit from a dedicated volunteer corps.

In 2006–2007, inclusive of all three sites, 409 dedicated volunteers provided 28,402 hours of service, and we are grateful for their continuing support, service and commitment to our Museums.

The Corporation would like to highlight two special volunteer groups that contribute to the success of our Museums.

Bytown Railway Society

Last year, the Bytown Railway Society (BRS) fired up the Shay Locomotive between 20–25 days. The amount of days can vary each year but a day's operation begins at about 7:30 a.m. twice a week over the summer months. Since 1995, the BRS volunteers have averaged, when they are on site, about 10 hours a day. This past year's roster had crews composed of four members. This means that over the course of a demonstration season, the BRS members contributed between 800 and 1000 person hours. Over the last ten years the total amount of BRS volunteer hours are between 8,000 to 10,000 hours. The Bytown Railway Society has been with the Canada Science and Technology Museum since 1966 and their high standards, passion and dedication have been an incredible asset.

Project North Star

Project North Star volunteers have been working on the restoration of the Canadair DC-4 North Star since 2004 with approximately 169 members and a regular roster of about 32 volunteers directly working on the restorations. Since 2004, approximately 7,468 hours of volunteer time has been devoted to this restoration project which has a projected completion date of around 2013. This is the first time the Canada Aviation Museum takes on such an ambitious project but the results are very positive and everyone working on the aircraft does so with enthusiasm and integrity.

CANADA SCIENCE AND TECHNOLOGY MUSEUM/ CANADA AGRICULTURE MUSEUM

10,000 HOURS

Duncan duFresne

5,000 HOURS OR MORE

Biman Bihari
Maurice-André Vigneault

2,500 HOURS OR MORE

Douglas Campbell
Lyness Jones
Bill Weiler

1,500 HOURS OR MORE

Doug Biesenthal
Paul Bown
John Christopher Bryant
Steve Cochran
Matthew Cummins
Paul Duguay
Ernest Jury
James Lohnes
Anthony Mitchelson
William "Bill" Monuk
Joe Murray
Ross C. Robinson
Allen Taylor
Allen Westland

1,000 HOURS OR MORE

Edmund Bowkett, Sr.
Alain Briand
Charles Gendron
Ian Jackson
Jessie Murray
Lawrence Wilcox
David Williamson

500 HOURS OR MORE

Judith Ann Garlough
Gerald Gaugl
John Halpenny
Robert Hobbs
Philip Jago
Michael Joyce

300 HOURS OR MORE

Robert Moore
Donald Raymond
John Stewart

Dave McBride
Heather McLeod

100 HOURS OR MORE

Claire Allen
Edmund Barrick
Kellen Clyne
Kimberly Fung
Allan J. Heffler
Jennifer Hogan
David Kroeker
Hélène Lecavallier
Nancy Lowry
Jacqueline McDonald
Jessica Meredith
Lisa Mulder
Georges Nassrallah
Wissam Nassrallah
Allysa Olding
Malcolm Philp
Thomas G. Ray
Clayton Sanford
Phyllis Sarrault
Rebecca Skrebutenas
Ray Sun
Paul Therrien
Samer Tohme
Manon Turcotte
Terry Walton
Rana Zakout

LESS THAN 100 HOURS

Osman Aden
Mohammed Asad Ahmed
ManarAli-Saleh
Al-Shaebi
Jessey Almeida
Erica Angers
Paulina Ardovini
Joseph Arnita
Pierre-Luc Bergeron
Jennifer Boles
Dan Bosworth
Cindy Bouchard
Jeff Boyle
Pierre-Paul Bélanger
Jill Chatt
Robert Cherry
Josée Coulthart
Eric Cousineau
Sean Coutinho
Isabelle Cox
Frédéric Croteau

Erin Cummings
Estelle Côté
Esran El-Shahat Dergham
Jessica Dubois
Robert Duncan
Amélie Fortin
Jason Fry
Adnane Gasmi
Cindy Ge
Tommy Gigg
Nicole Gourret
Alexandra Graham
Daniel Gussow
Lesley Hamill
Richard Hayes
Carrillo Rafael Hernandez
Emily Hines
Meaghan Hood
Melissa Huynh
Stephen Huynh
Jun Ichino
Kooran Iran-Manesh
Avi Itskovich
Roxana Izquierdo
Immad Jami
Xiaofan Jin
Kirk Kennedy
Omar Khan
Samuel Kiramathypathy
Sarah Kiramathypathy
Andrea Kovesi
Camélie Morisset Lachance
Tiffany Lam
Ashley-Ann Larocque
Stevyan Larocque
Jin Woo Thomas Lee
Kubeen Lee
Shaunet Lewinson
Michael Li
Ashley Edwards-McDonald
Jessica Mankowski
Kristy Martin
Molly McCullough
Elizabeth McGovern
Jessica Milne
Pagah Mirzakhali
Marian Mohamed-Ali
Jenna Molin
Alexander Moore
Humberto Munoz-Tenjo
Mai Nguyen
Sean Nicklin

Suzanne Ntumba
Melissa O'Brien
Roy Parsons
Benjamin Pelletier-Jean
Samuelle Pelletier-Jean
Louise Perrault
Rachel Philp
Lena Prokopenko
Jessica Randall
Gemma Rawes
Kristen Richardson
Shalini Sahi
Tomohiro Sakaba
Akira Sakuraba
Suzanne Seaman
Lidia Sok
Jaquelyn Sorensen
Denise St-Denis
Dave Stremes
Susan Sutherland
Kyra Taylor
Kim Thornton
Alexander Tinsley
Bertram Titcomb
Samantha Tohme
Sarah Tombler
Patrick Tunney
Neeti Vanaik
Ahalya Vijayaraghevan
Maeve Wallace
Kathryn Warren
Michelle Weldon
Allison White
Jacqueline Wignall
Jessica Wyles
Ameera Zarrar

**CANADA AVIATION
MUSEUM**

SPECIAL AWARD
Bob Murray

5000 FALCONS
Ken Castle
Bob Smith

3000 FALCONS
Robert Holmgren

1500 FALCONS
Terry Judge
Claude Leblance

Michael Roy
12 YEARS
Harvey Gillespie
Mike Cano
Bob Merrick
Dave Tate
Helen Yendall

9 YEARS
Joan Busche
George Hopp
Anna Iliencko
Stan Jaknunas
James Laing
Thomas Miller
Wib Neal
Ray Paquette
Michel Sastre

6 YEARS
Karen Blais
Dave Burt
Andy Campbell
David Fraser
David MacPhail

3 YEARS
Dorothy Barker
Marie Garbutt
Connie Griffin
Peter Houston
Shane McDowell
Dave Merrick
Bjorn Nielsen
Nelson Smith

1 YEAR
Edmond Chung
Chris Corkery
Yannick Coté
Mark Dodge
Emily Donaldson
Alex Dyer
Don Gregory
Derek Jordan
Gabrielle Legault
Heather Macdonald
Thomas Mains
Alex Marshall
CAM McNeil
Bryan Murphy
Christina Nicholson
Corinne Roy

Mathieu Sasseville
Adam Schildknecht
Jacob Skinner

1000 HOURS
Alain Chouinard
John Corby
Thomas Devey
Pierre Drapeau
Bill Kane
Greg Reynolds
Jimmy Riddoch
Katherine Riley

500 HOURS
Richard Brugger
Don Craig
Marie Garbutt
Pierre Legault
Bill Upton
Helen Yendall

300 HOURS
Marie Garbutt
Bryan Murphy
Christina Nicholson
Keith Penney
Seth Shepherd
Nelson Smith

100 HOURS
Garnet Chapman
Edmund Chung
Mark Dodge
Don Gregory
Don MacNeil
John McDermott
Christina Nicholson
Mathieu Sasseville
Bill Tate
Gerry Willis

VOLUNTEER CORPS
Amira Ahmed
Bryce Anderson
Emily Ashford-Smith
Joan Babstock
Charles Baril
Andrew Barkley
Christian Battel
Jessica Beaubien
Gerry Beauchamp
Charles Bennett
Doug Biesenthal

Dennis Bisson
Edward Bolton
Ken Boyd
Trent Bradford
Michael John Brennan
Frances Brown
Susan Brugger
Jacques Brunelle
Ken Burch
Aya Burt
Karl Butler
Douglas Calder
Brent Cameron
Shana Cameron
James Campanas
Don Campbell
Doug Campbell
Al Chapman
Reg Chappel
Colin Charette
Phil Chrysler
Paul Church
Bill Clark
Louise Claxton
Robert Conn
Stanley Conner
Glenn Cook
Breanna Corrigan
Andrew Crain
Simon Cremer
Austin Douglas
Claire Drapeau
John Duggan
Gary Dupont
Art Ferri
Nigel Franks
Christopher Fry
Lisa Gagne
Lyle Gainsford
Emery Gal
Leo Galvin
Michael Gaudreau
Sebastien Gaudreault
Bruce Gemmill
Laurie Giammaria
Wayne Giles
Ron Gould
Larry Gray
John Griffin
Jennifer Ha
Victor Haggart
David Hardy

Sharmin Hares
Jeffrey Harsh
Janice Henderson
Mike Henniger
Mark Heyendal
Hima Himawan
Drew Hodge
Ed Hogan
Andrew Hogg
Michael Hope
Bill Hough
Harry Hulvershorn
Praveen John
Neil Johnstone
Amanda Jones
Henry Joneit
Larry Joyce
Anthony Kerr
Bruce Kettles
Hamida Khaire
Charles King
Larry Klein
Ron Lachance
Jessie Laing
Maurice Lamontagne
Ben Lawlor
Thomas Layton
Pierre Legault
Makeda Leul
Kyle Lunau
Ed L'Heureux
Alex MacKinnon
Catherine MacLaine
Ian MacLean
Erin Malley
Graham Mansell
Stanley Martens
John McDermott
Steve McKenzie
Peter McLaren
John McMurran
Bill McRae
Jacques Menard
Bob Mercier
Alison Miller
V.R "Butch" Miller
Alexander Moore
Bruce Moore
Francis Moran
Dan Morand
Dave Moryas
Jeff Mosher

Thomas Mulvihill
Murdo Murchison
Sean Murphy
Jeremie Ning
Jane O'Donovan
Leo O'Donovan
Dorothy Ohan
Philip Owen
Ed Patten
Christopher Payne
Genviève Perrault
Jade Pigott
George Popadyne
André Poulin
Don Power
Marc Price
James Reid
Aida Rezaei
George Riley
Alain Rioux
Orazio Rizzi
Anne Rodrigue
Miville Roy
Gabriel Ruest
Amy Rust
Kendall Selzer
Patrick Shaver
Reg Shovel
John Simpson
George Skinner
Ken Smith
Blair Stein
Jim Stephenson
Elaine Summers
Stu Tait
Janyce Thompson
Jack Thorpe
Tim Timmins
Alexandra Timoshenko
Louis Tremblay
Ian Umbach
Sid van Dyck
Martin van Sickle
Anushya Vijayaraghevan
Alberto Villamil
Grant Vogl
Arthur Wahlroth
Stephen Webber
George White
Jim White
Glyn Williams
Songtao Zhang

DONORS

The Corporation would like to thank the following individuals, corporations, organizations and foundations for donating between \$200 and \$999 during this past year.

Canada Agriculture Museum

Gail Beck
Yannick Brazeau
Canadian Pork Council
Pierre Corriveau
Michelle Dondo-Tardiff
Norman Edwards
Costanzo Gabriele
Amber Golden
Silvana Handa
Carolyn Holland
Robert Lavallée
Paul Martin
David Sutin
Christopher Terry
Ron Turner

Canada Aviation Museum

David Adamson
Valorie Austin
Robert Arbuckle
William Bain
Earl Barr
Christopher Baukham
Gail Beck
Robert Bennett
Maurice James Bent
Louise Boland
Paul Brunelle
William Campbell
N. Carscallen
William Carss
Kenneth Castle
Niels Christensen
Paul Dalseg
John Darling
J. Dods
El-Mo Associates Inc.
Lucille Edwards
Daniel Farrell
Donald Ferguson

J. Fisher
Robert Flynn
John Ford
David Fraser
John Garrioch
Richard Gratiias
Richard Grzeslo
Margaret Gunn
Hugh Halliday
Silvana Handa
Derek Heath
Wendell Hewitt-White
John Higham
Robert Holden
Michael Hope
Adam Hunt
Reid Hutchinson
Peter Jerden
Graeme Johnstone
Charles Kadin
James Kenney
R. Kenny
Craig Lahmer
Robert Lavallée
Noel Lecuyer
Alex Logan
Colin Mackay
Robert McConville
Bill McRae
NAV CANADA
Ronald Newman
J. Nicholson
Mark Nixon
Robert Nurse
William Park
J. Parker
Murray Ramsbottom
Bert Reed
Robert Richmond
Richard Rinn
Thomas Ritchie
Royal Canadian Air
Force Association
E. Salkeld
William Saunders
Oscar Scheuneman
Keith Scott
Larry Sellick
Rae Simpson
Grant Skene
George Skinner
Anthony Smyth

Denis St-Pierre
Malcolm Tasker
Christopher J. Terry
Tim Timmins
Herbert Varley
Peter Varty
Jack Verduyn
Alan Waite
Ronald Watts
Neil Webb
Scott Weir
J. Wiseman
Colin Wrong

Canada Science and Technology Museum

Gail Beck
Robert Burnet
Walter Campbell
Robert Evans
Allan Farnsworth
Edward Freeman
B. Giles
Silvana Handa
Robert Hobbs
Robert Lavallée
Paul Lewthwaite
Donald McCartney
Kenneth Olsen
PMA-Sierra Ltd
Edward Sacrey
J. Tait
Christopher J. Terry
Bryon Tomowich

MAJOR GIFTS

The following individuals, associations and foundations have given over \$1,000 in cumulative financial gifts over the years.

Canada Agriculture Museum

Burnbrae Farms
Neilson Dairy
Michelle Dondo-Tardiff
Bonnie Fraser
Robert Lavallée
Pioneer Hi-Bred Limited
David Richeson

Christopher J. Terry
Ann Thompson
George Weston Ltd.

Canada Aviation Museum

David Adamson
Ernst Anderson
Jean-Paul Asselin
Valorie Austin
William Bain
Dennis Bar Berree
Earl Barr
Allan Becker
Maurice Bent
Leonard Birchall
Aileen Bowyer
Peter Brennan
Adrian Brookes
Paul Brunelle
Ken and Fiona Cameron,
in memory of Howard
Fowler
William Campbell
Bill Carr
Kenneth Castle
George Chapman
Joseph Cheatham
Robert Christie
John Clifford
John Collins
Sterling Conrad
Paul Dalseg
John Darling
James Davies
Kenneth Delamater
Bill Derbyshire
Wilfrid Dugas
C. Dunlap
Roger Durocher
EDS Canada Inc.
Terry Edward, in memory
of Arthur Edwards
Eurocopter Canada
Limited
David Everett
Daniel Farrell
Rae Farrell
Donald Ferguson
Daniel Fletcher
D. Floyd
Robert Flynn

Jacques Forest
Ed Foster
426 Thunderbird
Squadron Association,
Eastern Ontario Region
Bonnie Fraser
David Fraser
J. Fultz
Costanzo Gabriele
R. Garrioch
Robert Glendinning
Sally Gouin, in memory
of Wilfrid Peter Gouin
Hans Graae
J. Grand
Greater Toronto Airports
Authority
Richard Grzeslo
Ronald Hall
Hugh Halliday
Merv Harron
Ray Healey
Derek Heath
Robert Hemsley
John Higham
Robert Holden
Hope Aero Propeller and
Components Inc.
Harry and Helen Hope
Michael Hope
Adam Hunt
Ronald Hunt
William O. Hough
Reid Hutchinson
Gerald Ireland
Roy Jamieson
R. Johnson
Graeme Johnstone
Harlo Jones
JLS Enterprises Limited.
Charles Kadin
Fred Kee
James Kenney
R. Kenny
Jim Kowalyk
Craig Lahmer
LL764, International
Association of
Machinists and
Aerospace Workers
Alex Logan
Norbert Logan

Robert MacFarlane
Colin Mackay
Bruce Matthews
Laurence McArdle
Ralph McBurney
James McKnight
John McMeekin
John McMurrain
Bruce McNeely
Bill McRae
Robert Merrick
Hector Millward
R. Moffatt
Malcom Morrison
Alexander Morton
John Murphy
William Murray
National Air Museums
Society
NAV CANADA
Janet Newsome
William Park
L. Parker
Ron Patton
Desmond Peters
Joseph Pope
James Prendergast
Arnold Quickfall
Murray Ramsbottom
Bert Reed
Robert Richmond
John Riley
Richard Rinn
Thomas Ritchie
Michel Rossignol
Royal Canadian Air
Force Association
E. Salkeld
John Scammell
Oscar and Elve
Scheuneman
Larry Sellick
John Simpson
Rae Simpson
George Skinner
Kenneth Smith
Denis St-Pierre
Christopher J. and
Victoria Terry
Fred and Edna Terry

The Kenneth M. Molson
Foundation
The Senator Norman M.
Paterson Foundation
Transportation
District 140
International
Association of
Machinists and
Aerospace Workers

John Trethowan
Bill Upton
Jack Verduyn
Arthur Wahlroth
Alan Waite
Ronald Watts
Neil Webb
J. Wiseman
Alec Woodley
W. B. Woollett
Colin Wrong

**Canada Science and
Technology Museum**

Jon and Terry Blois
Bytown Railway Society
Robert Burnet
Walter Campbell
Robert Evans
Allan Farnsworth
Bonnie Fraser
Costanzo Gabriele
B. Giles
Martin Gillespie
Robert Hobbs
Imperial Oil Foundation
Peter Lewis
Kenneth Olsen
Lillian and Leroy Page
Foundation
Edward Sacrey
TD Friends of the
Environment
Foundation
University Health
Network

LEGACY SOCIETY

The following
individuals have
indicated that they
have remembered the
Corporation with a
gift in their will or
estate plans.

**Canada Agriculture
Museum**

Ross Graham
Jody Kitts
Charlie Roe
Jacques Tetreault

**Canada Aviation
Museum**

Christopher Anthony
Baukham
Marcel Decock
Roy Salter Jamieson
Jody Kitts
J. R. G. Leach
Michael Marta
Claude Roy
John Scammell
John Simpson
Anthony and Helen
Smyth
Christopher J. and
Victoria Terry

IN-KIND DONORS

**Canada Aviation
Museum**

Kevin Dupuis
Norm Etheridge

ARTIFACT DONORS

**Canada Agriculture
Museum**

Individuals
T. Trainor

**Canada Aviation
Museum**

Corporations and
Institutions
Aero Vintage Ltd.
Diefenbunker Museum
Les Soeurs Grises de da
Charité de Montréal
NDQAR Honeywell

Individuals

W. Beaton
M. Broad
W. Bruce
H. Gillespie
R. Hudson
J. Hughes
M. Kittmer
V. Miller
R. Murray
A. Plank
R. Pope
J. Potter
S. Wade

**Canada Science and
Technology Museum**

Corporations and
Institutions
AECL
Bookham Technology Inc.
Bytown Fire Brigade
Canadian Forestry
Service
Canadian Space Agency
CTV Winnipeg
DG Systems Ltd.
Environment Canada
Industry Canada
Marchand Electrical
Company Ltd.
Telus World of Science

Individuals

N. Batho
R. Bennett
G. Beriault
J. Blake
J. Blois
E. Boschetti
R. Brooks
C. De Bondt
J. De Fourestier
E. Frey
R. Ghys
G. Gorley
G. Grégoire
B. Haberstroh
J. Heynen
K. Johns
R. Jones
H. Langlois
G. MacDonald
N. MacPherson
K. McCullough
D. McLimont
P. McNamara
K. Stock
J. Stonehouse
S. Sullivan
J. Swift
G. Yates Krusberg



CORPORATE SPONSORS

The Corporation continues to work with its corporate sponsors in unique ways which address their business and marketing objectives.

The Corporation would like to thank the following corporations for their generous sponsorship support.

CANADA SCIENCE AND TECHNOLOGY MUSEUM



Title Sponsor

Nortel — Nortel
Connexions exhibition

Contributing Sponsor

Cinerio — Nortel
Connexions exhibition

CANADA AVIATION MUSEUM

Major Sponsors

Pratt & Whitney Canada
— The Next Generation
Programs

CANADA AGRICULTURE MUSEUM

Food for Health
exhibition (Opens 2007)

Presenting Sponsor

Canadian Institutes of
Health Research

Major Sponsors

(in alphabetical order)

Agriculture and
Agri-Food Canada

Canadian Food
Inspection Agency

Canadian Partnership
for Consumer Food
Safety Education

Health Canada

Supporting Sponsors

Canadian Agri-Food
Research Council

Canadian Bacterial
Diseases Network

Canadian Egg
Marketing Agency

Genome Prairie

National Research
Council — Institute for
Biological Sciences

CANADA AGRICULTURE MUSEUM

Contributing Sponsor

Neilson Dairy —
Dairy Demonstrations



CIHR IRSC

Canadian Institutes of Health Research
Instituts de recherche en santé du Canada



Canadian Partnership for Consumer Food Safety Education
Partenariat canadien pour la salubrité des aliments



Health Canada
Santé Canada



Agriculture and
Agri-Food Canada

Agriculture et
Agroalimentaire Canada



Canadian Food
Inspection Agency

Agence canadienne
d'inspection des aliments